




# Acer Aspire 5741-5698 Battery Replacement

Acer Aspire 5741-5698 replacement of faulty or broken battery.

Written By: James Smith



## INTRODUCTION


This Acer Model has an easily removable battery that requires almost no tech experience to replace.



### PARTS:


- [Acer Aspire \(4741G/5741/7741\) and TravelMate \(8572/8472\) Replacement Laptop Battery](#) (1)
-

## Step 1 — Battery




- Flip the laptop over so the bottom side is face up.
- Flip the first slider located on the back of the device to its unlocked position.

## Step 2



- Flip the second slider to its unlocked position.

## Step 3



- Remove the old battery pack from the device and insert the new pack.

To reassemble your device, follow these instructions in reverse order.